

**LEAP TESTING RESULTS/
SCHOOL PERFORMANCE SCORE**

2017-2018

SCORE BREAKDOWN

**Performance
Index**




25%


**Assessment
Index**



75%



LEAP Achievement Level	Awarded Points
Advanced	150
Mastery	100
Basic	80
Approaching Basic/Unsatisfactory	0




**ASSESSMENT INDEX
(STUDENT PERFORMANCE)**

75%
of our overall score

Points Awarded	Growth to Mastery	Peer Comparison
150	X	81 st - 99 th Percentile
115		61 st - 80 th Percentile
85		41 st - 60 th Percentile
25		21 st - 40 th Percentile
0		1 st - 20 th Percentile


A 3rd grade student scored 733, which is a Basic. She has 5 years to reach Mastery, which is a score of 750. If you subtract 733 from 750, you get 17 points needed to reach Mastery. If you divide the 17 points by the 5 years she has to reach Mastery, she only has to grow about 3 points each year. If she grows 3 points, she will be awarded the 150 points for her Performance Index Score.



**PERFORMANCE INDEX
(STUDENT PROGRESS)**

25%
of our overall score


Based on the overall growth performance of our students, the state has recognized our school as being a “Top Gains Honoree”. We are so proud of our students and our teachers.



**PERFORMANCE INDEX
(STUDENT PROGRESS)**

25%
of our overall score

Letter Grade	Last Year	2018	2022	2025
A	100.0-150.0	90.0-150.0	95.0-150.0	100.0-150.0
B	85.0-99.9	75.0-89.9	80.0-94.9	85.0-99.9
C	70.0-84.9	60.0-74.9	65.0-79.9	70.0-84.9
D	50.0-69.9	50.0-59.9	50.0-64.9	50.0-69.9
F	0.0-49.9	0.0-49.9	0.0-49.9	0.0-49.9



SPS LETTER GRADE COMPARISONS


2017-2018

Louisiana School Finder

(www.louisianaschools.com)


or

Google “Louisiana School Finder”



SCHOOL FINDER

2017-2018



QUESTIONS?

2017-2018